




2016Series

LED STRIP LIGHT DATASHEET

2016Series



CCT Available



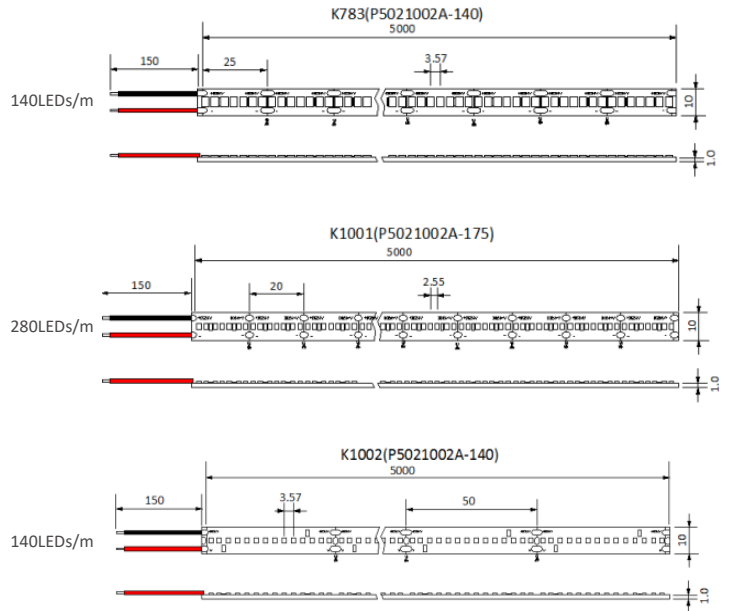
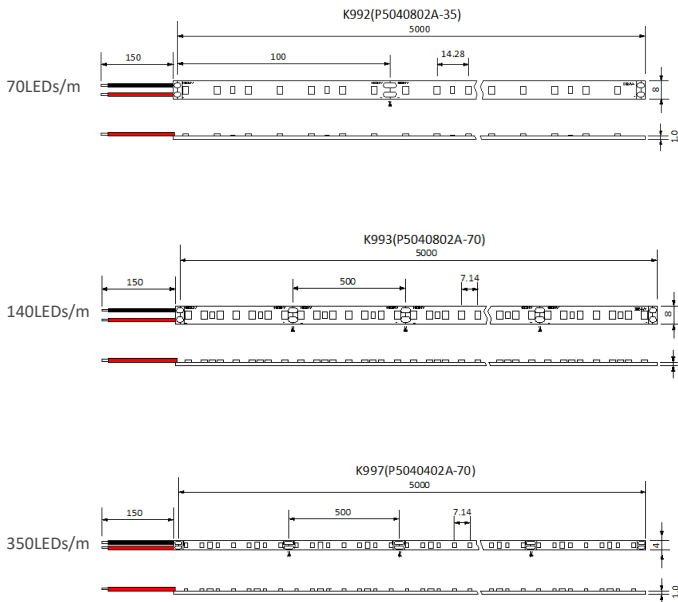
Features

- Efficacy: CRI80+ up to 110lm/w, CRI90+ up to 95lm/w
- Color Consistency : Less then 3SDCM (typical)
- Waterproof: IP64 (Surface coated PU glue)
 - IP65 (Silicone extrusion)
 - IP65 (PVC extrusion)
 - IP67 (Solid silicone extrusion)
 - IP68 (Wrapped PU glue)

Applications

- Outdoor or Indoor Contour/Border Lighting
- Architectural Outline/Decorative Lighting
- Cove/Accent Lighting
- Facade/Floor Lighting 5. Signage/Guide Lighting

Drawings



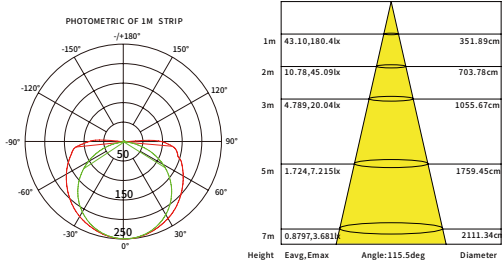
2016Series

Optical & Electrical Parameters

CRI:90+

70 LEDs/m

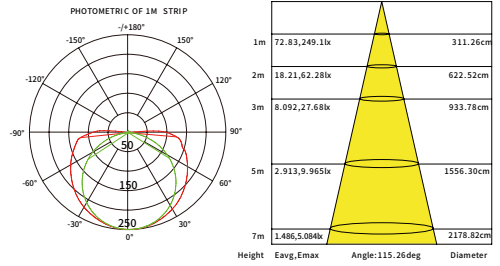
Voltage	CCT	LM/m	LM/W	Energy Efficiency Class	W/m
24V DC	2700K	480	100	F	4.8
	3000K	504	105	F	
	4000K	530	110	F	
	5000K	530	110	F	
	6000K	525	110	F	



CRI:90+

140 LEDs/m

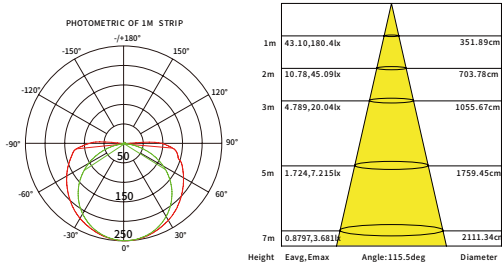
Voltage	CCT	LM/m	LM/W	Energy Efficiency Class	W/m
24V DC	2700K	890	93	F	9.6
	3000K	940	98	F	
	4000K	990	103	F	
	5000K	990	103	F	
	6000K	960	100	F	



CRI:90+

140 LEDs/m

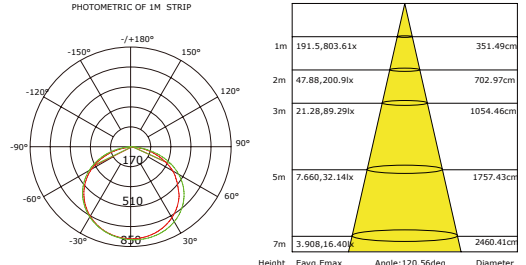
Voltage	CCT	LM/m	LM/W	Energy Efficiency Class	W/m
24V DC	2700K	490	102	F	4.8
	3000K	515	108	F	
	4000K	540	113	F	
	5000K	540	113	F	
	6000K	530	110	F	



CRI:90+

280 LEDs/m

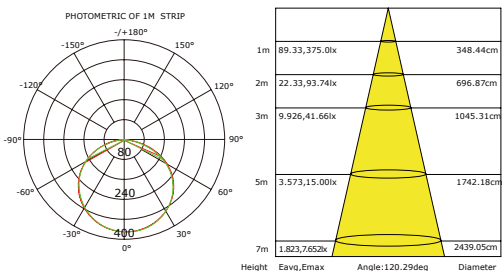
Voltage	CCT	LM/m	LM/W	Energy Efficiency Class	W/m
24V DC	2700K	1693	118	F	19.2
	3000K	1797	125	E	
	4000K	1889	131	E	
	5000K	1889	131	E	
	6000K	1797	125	E	



CRI:90+

350 LEDs/m

Voltage	CCT	LM/m	LM/W	Energy Efficiency Class	W/m
24V DC	2700K	1240	104	F	12
	3000K	1310	110	F	
	4000K	1378	115	F	
	5000K	1378	115	F	
	6000K	1350	113	F	



CRI:90+

140 LEDs/m

Voltage	CCT	LM/m	LM/W	W/m
24V DC	3000K	510	106	9.6
	6500K	540	112	
	2700K+6500K	1045	110	

