

LED SHOP LIGHT



- Can be plugged into power socket.
- Linkable.
- Instant brightness.
- Input Voltage: 120V, 50/60Hz.
- CRI(Ra)>80, Beam Angle> 155°.
- UL/CUL/listed.50,000 Hrs, 5 years warranty.




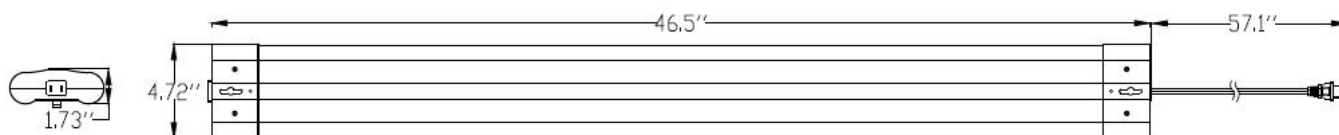
5 YEAR WARRANTY

■ Product Applications

Garages, workshops, hallways, basements, warehouses, equipment rooms, etc

■ Structure Features

- **Type of Materials:** PC+AL
- **Color:** White
- **Net weight:** 1.30Kg (2.87lbs) **Unit:** inch(mm)

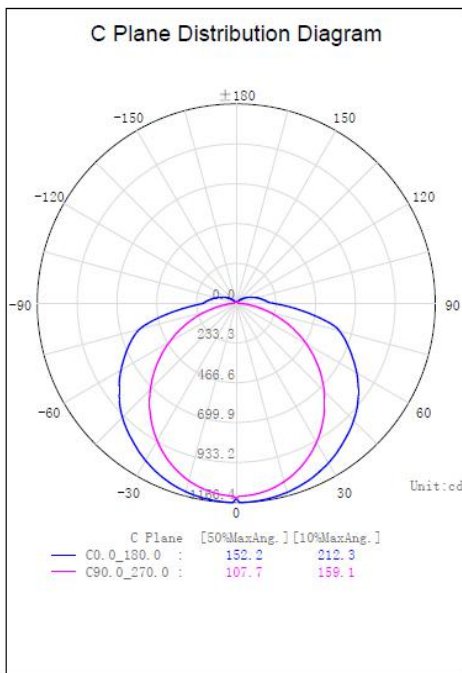


LED SHOP LIGHT

■ Technical Parameters

Type	LLP-SL-40W		
Power	40W	Lighting Angle	>155°
Input Voltage	AC120V	LED Brightness Decay	<5%/6000 hrs
PF	>0.9	Working Life	>50000 hrs
Driver Efficiency	>90%	Working Temperature	-30 - +45°C
Luminous Flux	4250LM	Storage Temperature	-40 -+80°C
Color Temperature	3000K/4000K/5000K/	Protection Level	Damp Location
CRI	Ra>80	Cable	18AWG

■ Photometry :



LED SHOP LIGHT

■ **ORDERING INFORMATION:**
EXAMPLE: LLP-SL-40W

TC	SL	3040	A	H	M	50
Company	Product	Power	Reserved	Edition	Material	CCT
LLP	SL SHOP LIGHT	3040(40W)		H DLC L Energy Star	M Milky White T Transparent color	30 3000K 40 4000K 50 5000K

LLP-SL-40AXX-XX

The First X, can be L or H, L=standard version, H=Advanced version; The Second X can be T or M, T=Clear PC cover. , M=Frosted PC cover. XX can be Color temperature, XX=30*****65, 30=3000K****65=6500K

■ **Product Certifications**

