






Wall Remote Controller LLP-LO-WSCC



	 	 Turn On	 Turn Off
A	Brightness adjuster		
CCT	Color Temperature Press the “CCT” button, the color temperature will cycle between 3000K/3500K/4000K/5000K. After Shutting down/turning off the current color temperature will be saved.		
ON + OFF	Light code combination matching button Pressing the “ON” + “OFF” buttons simultaneously will keep the remote controller’s indicator on, turn of the light and release the buttons after the light has been on for 2s completing the matching process. Matching code for several lights together is available.		

The matching method of hand-held remote controller and wall-type remote controller are similar. Copy the hand-held controller instructions and follow the instructions below.

NO.	Grouping	Hand-held Remote Controller	Wall Switch Controller
1	1	1 + ID	ON + CCT
2	2	2 + ID	ON + CCT
3	3	3 + ID	ON + CCT
4	4	4 + ID	ON + CCT
5	ALL	ID	ON + CCT

After 10s of each operation the light will enter standby power saving mode. If you need to make an adjustments simply press the “ON” button, the indicator will flash to show it is working.